

Ingestion wizard Back Office panel

December 2021 - work in progress

Ingestion wizard

In this section providers will be able to independently upload and manage their apps and games on the Orange Play Back Office portal just like for classic app store tools. The ingestion occurs in 2 steps:

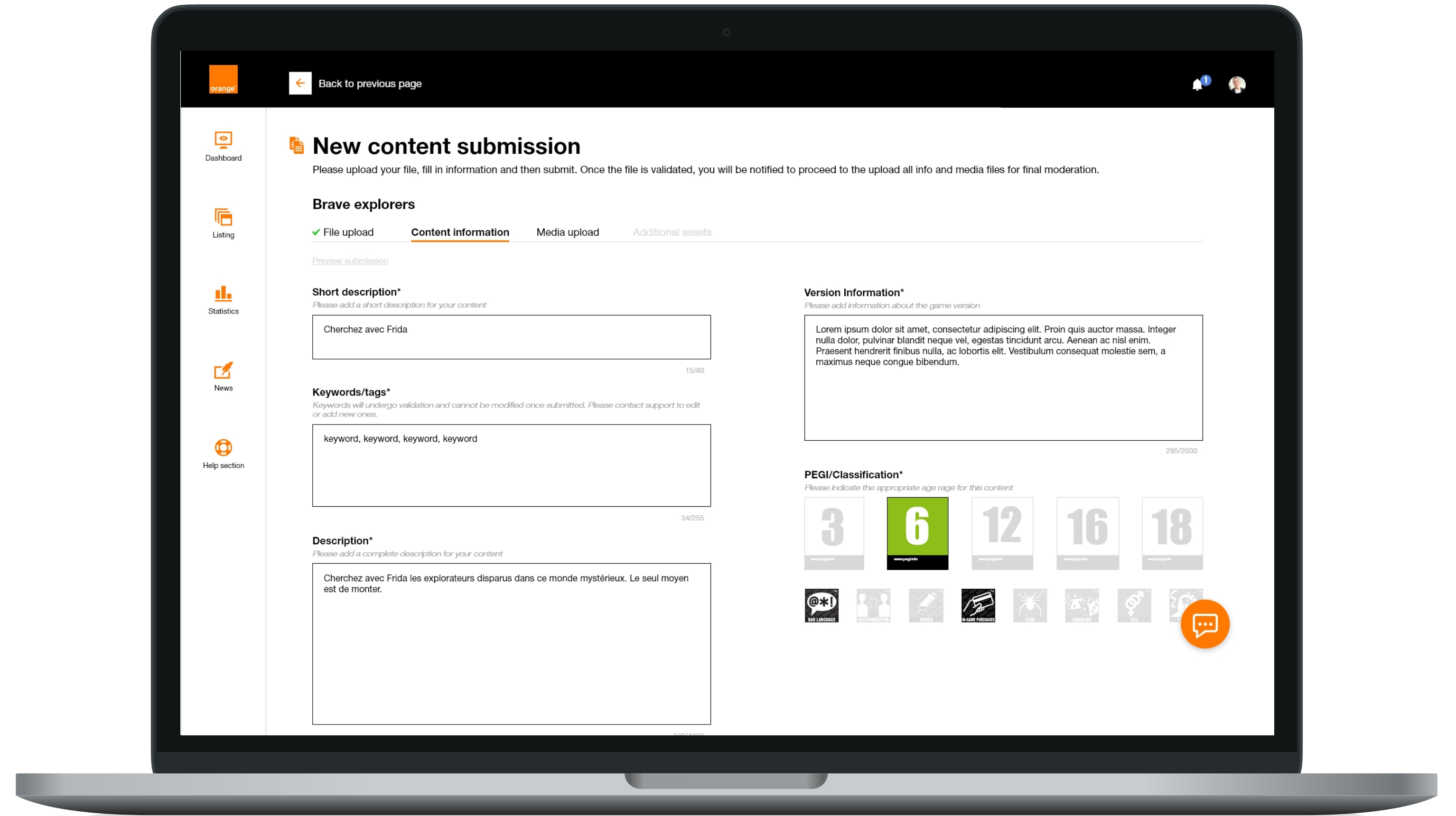
01 At step 1 provider will upload the game/app file to be validated technically and editorially.

02 At step 2, once first validation has been cleared, providers will upload all info and media files to complete their submission, which will undergo a second technical and editorial validation before going live.

[View prototype](#)

Direct link

<https://xd.adobe.com/view/1ced5268-de07-45a2-8a97-e31a1d6db597-49be/?fullscreen>



Anatomy



Ingestion wizard step 1

Content upload at step 1 is the same for both games and apps. User will select the type of content from the form to distinguish it.

First time view

Side Nav bar - to be reviewed

At step 1 when the provider uploads the file to be validated, all other step will be turned off. They will activate at step 2 once the file has been validated.

The provider can upload the file automatically or manually. Automatic upload: user uploads a zip with file and xml. Manual upload: user will
- select type of file
- insert title
- upload file

The submission button will activate as form is filled.

Filled view

Cancel

Save and submit

Ingestion wizard step 2: games

At step 2 the ingestion wizard form will change slightly for games and apps. Also, apps will have an additional step to complete, "additional assets", where they will insert deep links to promote the content inside the app.

Content information The provider will fill all missing information related to the game.

Side Nav bar - to be reviewed

When the content has passed first validation, the user can move to step 2, all pertinent steps in the wizard will activate and the provider can start filling information and upload media to complete submission.

The provider will fill in:

- short description
- keywords
- description
- version information
- Pegi

* Once the user start filling the form "preview submission" will activate to have a quick preview of what to expect on the Orange Play portal. (work in progress)

Media upload The provider will upload all media to complete submission.

The provider will upload:

- game icon
- cover images
- promotional images
- all screenshots (mobile, tablet/desktop)
- teaser video

All sizes to be confirmed. (work in progress)

Ingestion wizard step 2: apps

At step 2 the ingestion wizard form will change slightly for games and apps. Also, apps will have an additional step to complete, "additional assets", where they will insert deep links to promote the content inside the app.

Content information The provider will fill all missing information related to the game.

New content submission
Please upload your file, fill in information and then submit. Once the file is validated, you will be notified to proceed to the upload all info and media files for final moderation.

Arcade Room
 File upload **Content information** Media upload Additional assets

[Preview submission](#)

Short description*
Please add a short description for your content
 Lorem ipsum dolor sit amet, consectetur adipiscing elit. 0/80

Keywords/tags*
Keywords will undergo validation and cannot be modified once submitted. Please contact support to edit or add new ones.
 keyword, keyword, keyword, keyword 0/255

Description*
Please add a complete description for your content
 Lorem ipsum dolor sit amet, consectetur adipiscing elit. Sed ultricies ultrices hendrerit. Nam semper porttitor ultrices. Praesent lorem ante, ultricies eu aliquet vel, varius sed lacus. Sed maximus vel dui at ultricies. 0/4000

Version Information*
Please add information about the game version
 Lorem ipsum dolor sit amet, consectetur adipiscing elit. Proin quis auctor massa, integer nulla dolor, pulvinar blandit neque vel, egestas tincidunt arcu. Aenean ac risa enim. Praesent hendrerit finibus nulla, ac lobortis elit. Vestibulum consequat molestie sem, a maximus neque congue bibendum. 0/2000

Terms and conditions*
Please add the url to your T&Cs policies
 http://www.arcade-room.com/#/terms/terms

Age rating*
Please select the appropriate age for use
 14+

[Cancel](#) [Save and continue](#)

Side Nav bar - to be reviewed

For apps step 2 also includes the additional assets tab.


The provider will fill in:
 - short description
 - keywords
 - description
 - version information
 - terms and conditions
 - age rating


Media upload The provider will upload all media to complete submission.

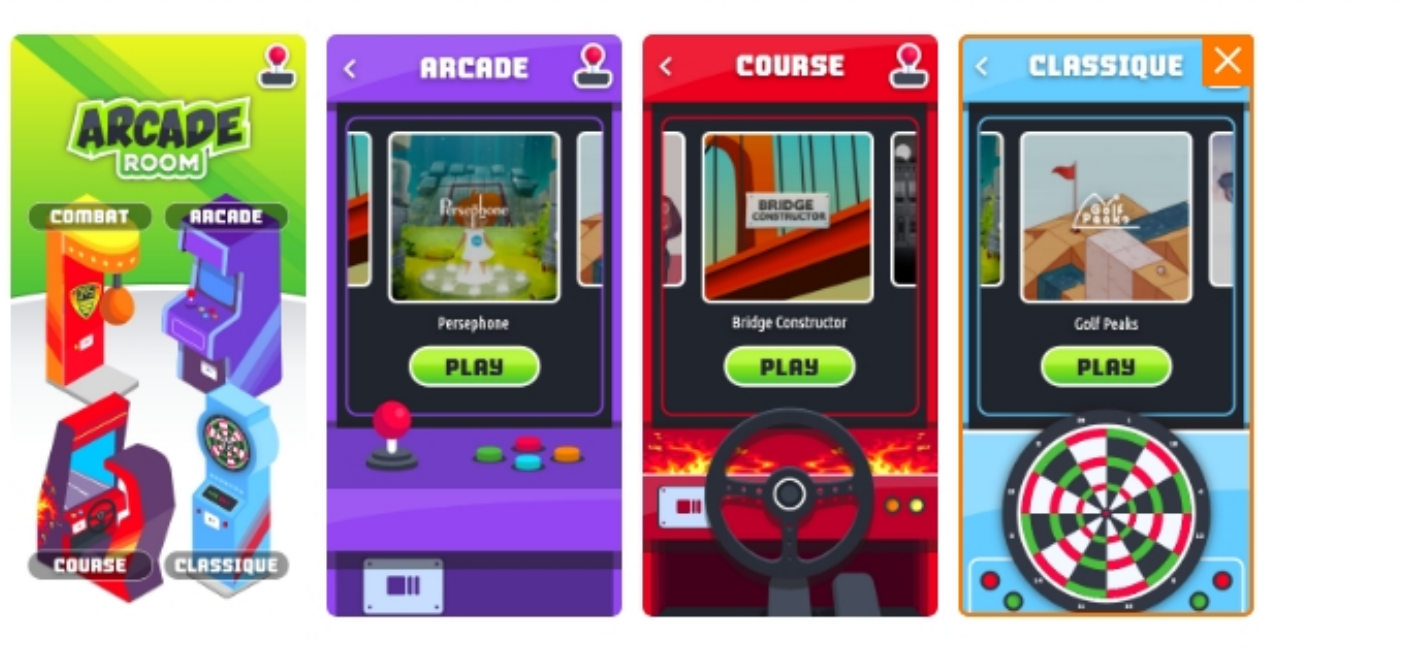
New content submission
Please upload your file, fill in information and then submit. Once the file is validated, you will be notified to proceed to the upload all info and media files for final moderation.


Arcade Room
 File upload Content information **Media upload** Additional assets

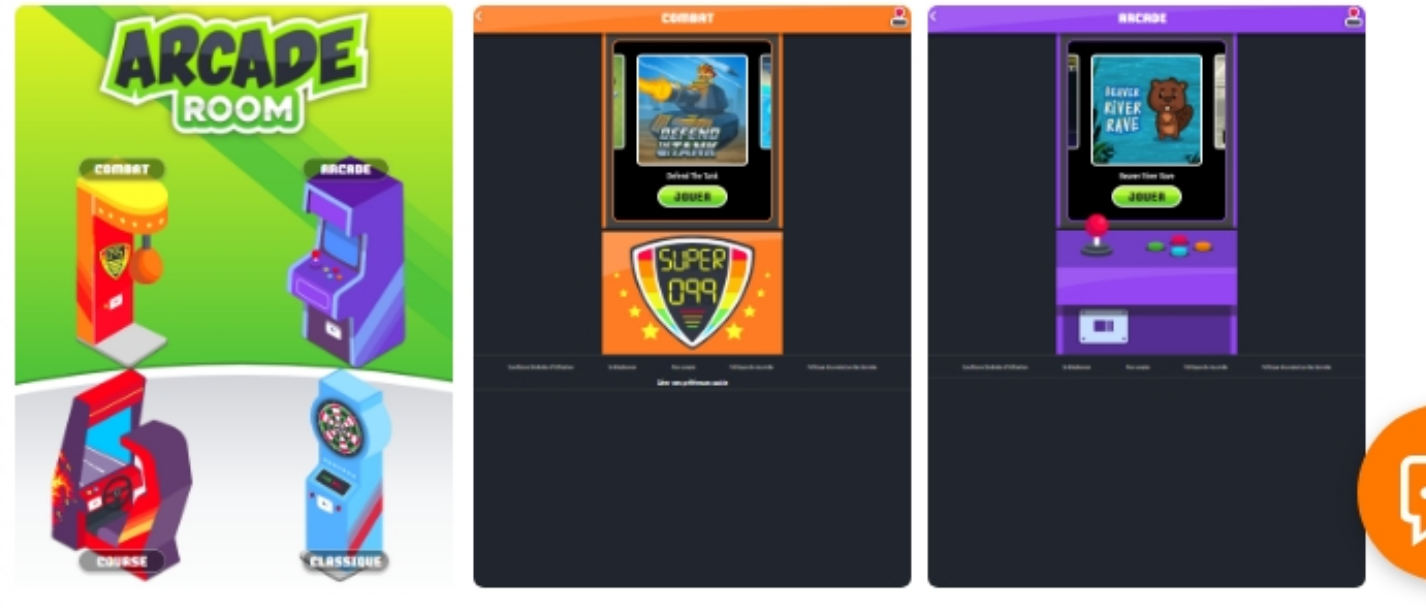
[Preview submission](#)

Icon*
Icon size 512x512 px
 Drag and drop or [browse](#)

Cover images*
Size to be confirmed - cover image is displayed in zoom page
 Drag and drop or [browse](#)

Mobile screenshots*
Size to be confirmed, max 6 images
 Drag and drop or [browse](#)

Promotional images*
Size to be confirmed - promo images inside cards - not banner
 Drag and drop or [browse](#)

Desktop/tablet screenshots*
Size to be confirmed - max 6 images
 Drag and drop or [browse](#)

Teaser video
Size to be confirmed
 Arcade Room.mp4 ✕
 Drag and drop or [browse](#)

[Cancel](#) [Save and continue](#)

The provider will upload:
 - app icon
 - cover images
 - promotional images
 - all screenshots (mobile, tablet/desktop)
 - teaser video


All sizes to be confirmed. (work in progress)


Additional assets The provider will upload all media to complete submission.

New content submission
Please upload your file, fill in information and then submit. Once the file is validated, you will be notified to proceed to the upload all info and media files for final moderation.

Arcade Room
 File upload Content information Media upload **Additional assets**


[Preview submission](#)


Icon*
Icon size 512x512 px
 Drag and drop or [browse](#) 1

Promotional images*
Size to be confirmed - promo images inside cards - not banner
 Drag and drop or [browse](#)

Content title*
Please add the name of the content you're about to upload
 X-Trench Run

Insert deep link*
Please insert the deep link of the content to display
 arcade-room.com/html5gameplay/35d1ef9d72323141fcd834e8c3278a/game/chasseur...

Icon*
Icon size 512x512 px
 Drag and drop or [browse](#) 2

Promotional images*
Size to be confirmed - promo images inside cards - not banner
 Drag and drop or [browse](#)

Content title*
Please add the name of the content you're about to upload
 Spore Hunter

Insert deep link*
Please insert the deep link of the content to display
 arcade-room.com/html5gameplay/35d1ef9d72323141fcd834e8c3278a/game/chasseur...

[Add more](#) +

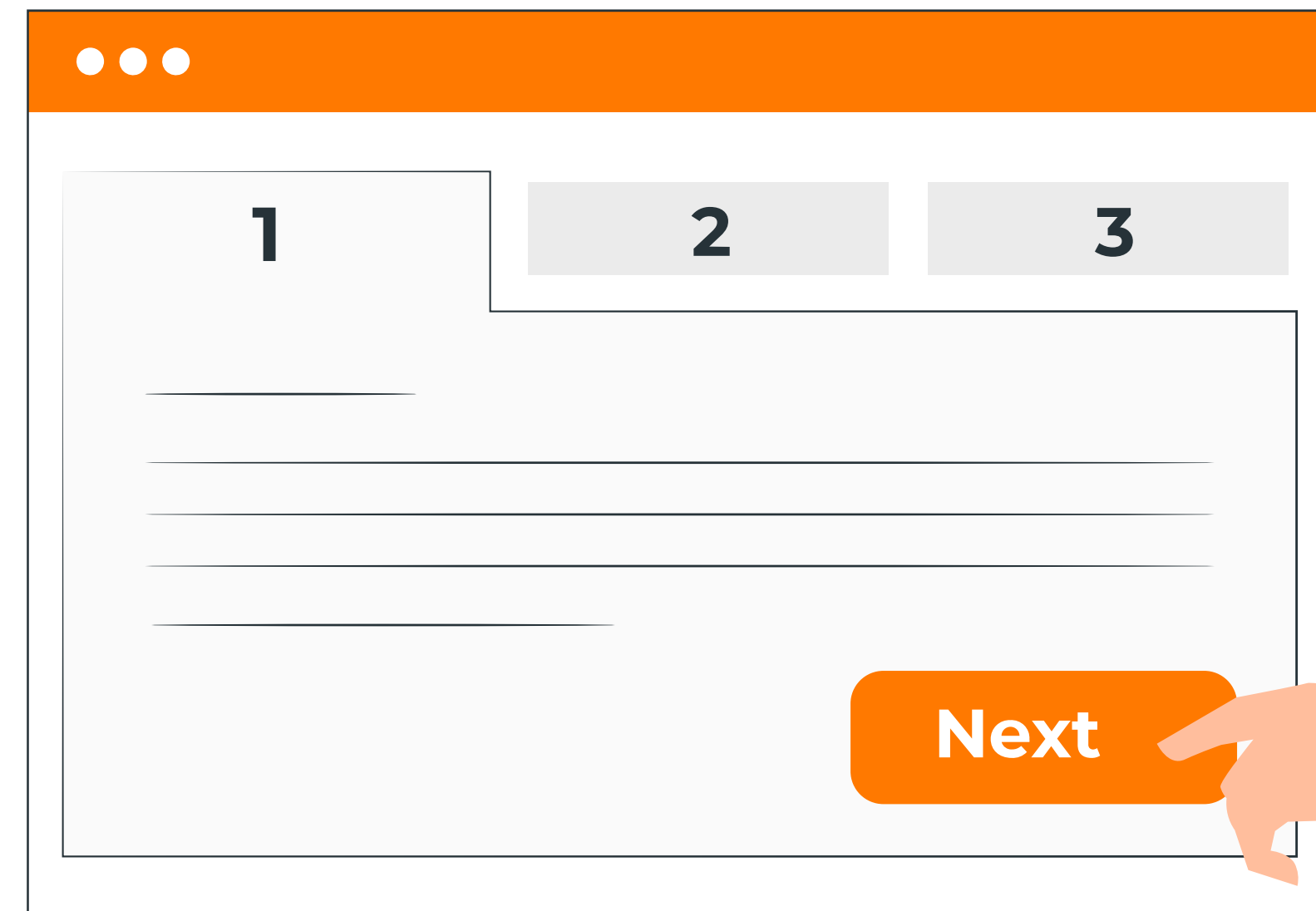
[Cancel](#) [Save and submit](#)

The provider will upload:
 - content icon
 - promotional images
 - content title
 - deep link

All sizes to be confirmed. (work in progress)

User can add up to 10 preview content

Next steps



Next steps

01 - Draft mode

To allow the user to create submission to then be submitted in a second moment.

04 - User flow

To verify all steps designed take the user from their entry point through a successful outcome and final action of content submission.

02 - Submission preview

To allow the user to view what to expect on the Orange Play portal once the content goes live.

05 - Design review and fine-tuning

Overall analysis of the panel design to adapt all components for design coherence and consistency.

03 - Transitions, feedback/alerts

Transitions and interaction design fine-tuning to guarantee a spot on guided experience for the user.

Thank you